

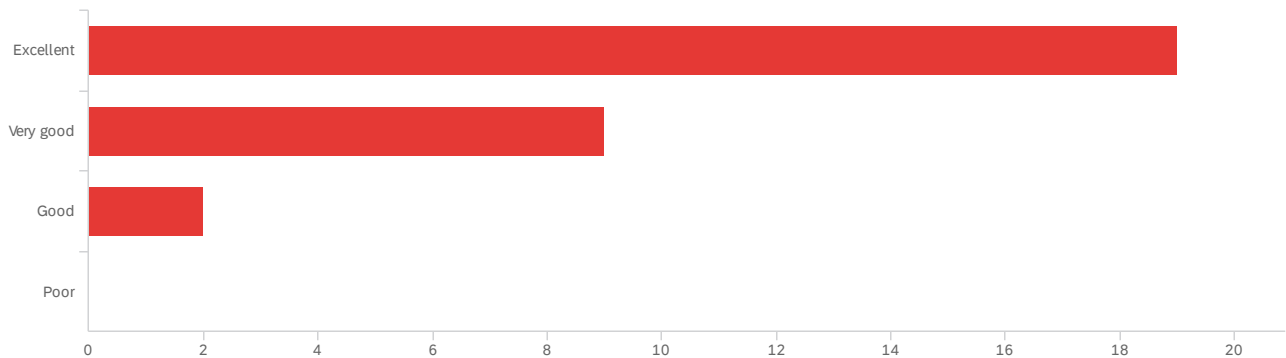
Default Report

Lowe Connects Gari Melchers October 28, 2021

July 14, 2022 6:44 AM MDT

Q15 - Thank you for attending the virtual Lowe Connects program: Gari Melchers:

American Masters How would you rate the program?



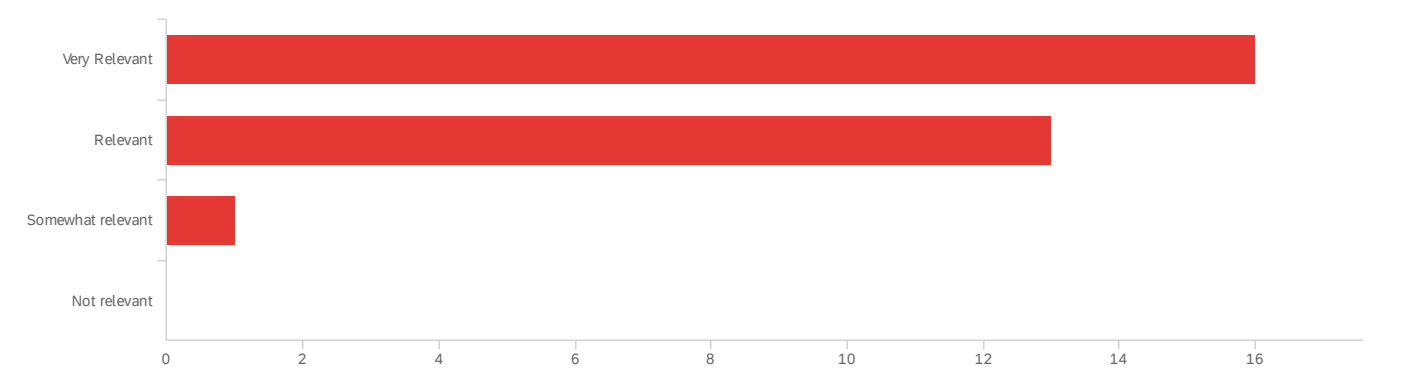
#	Field	Minimum	Maximum	Mean	Std Deviation	Variance	Count
1	Thank you for attending the virtual Lowe Connects program: Gari Melchers: American Masters How would you rate the program?	1.00	3.00	1.43	0.62	0.38	30

#	Field	Choice Count
1	Excellent	63.33% 19
2	Very good	30.00% 9
3	Good	6.67% 2
4	Poor	0.00% 0

30

Showing rows 1 - 5 of 5

Q1 - How relevant to your interests and / or to the community did you find the program to be?



#	Field	Minimum	Maximum	Mean	Std Deviation	Variance	Count
1	How relevant to your interests and / or to the community did you find the program to be?	1.00	3.00	1.50	0.56	0.32	30

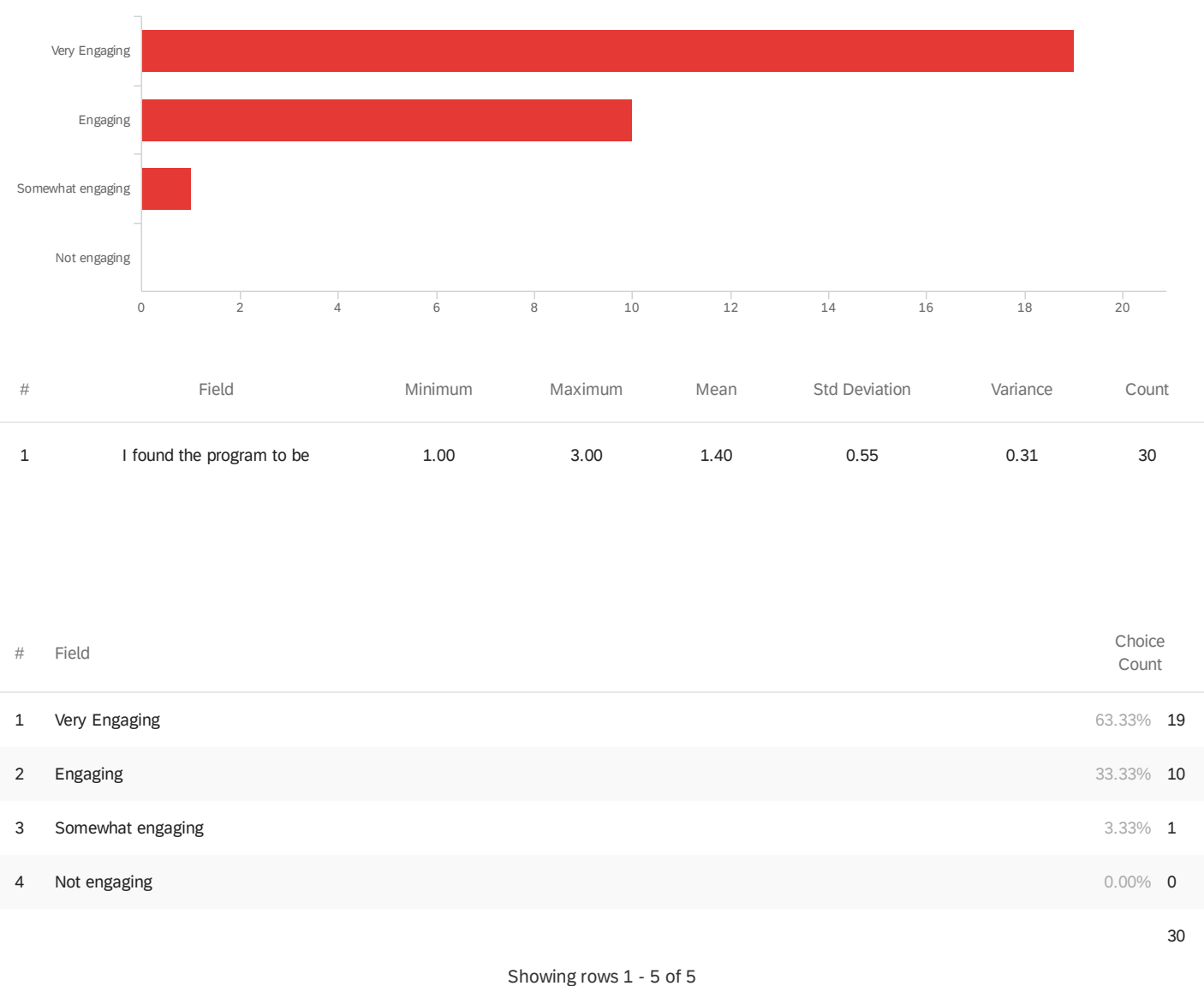
#	Field	Choice Count
1	Very Relevant	53.33% 16
2	Relevant	43.33% 13
3	Somewhat relevant	3.33% 1
4	Not relevant	0.00% 0

30

Q5 - Please feel free to explain or say more.

WIDGET_ERROR.MISCONFIGURED

Q2 - I found the program to be



Q6 - Please feel free to explain or say more.

Please feel free to explain or say more.

interesting they should do for other painters

Loved seeing art and hearing about the artist background and life

impressive with the thorough wealth of information

Very informative. Now I'm interested to visit the artists home

The academic and common common approaches to ex

Loved the name dropping. Melchers got around.

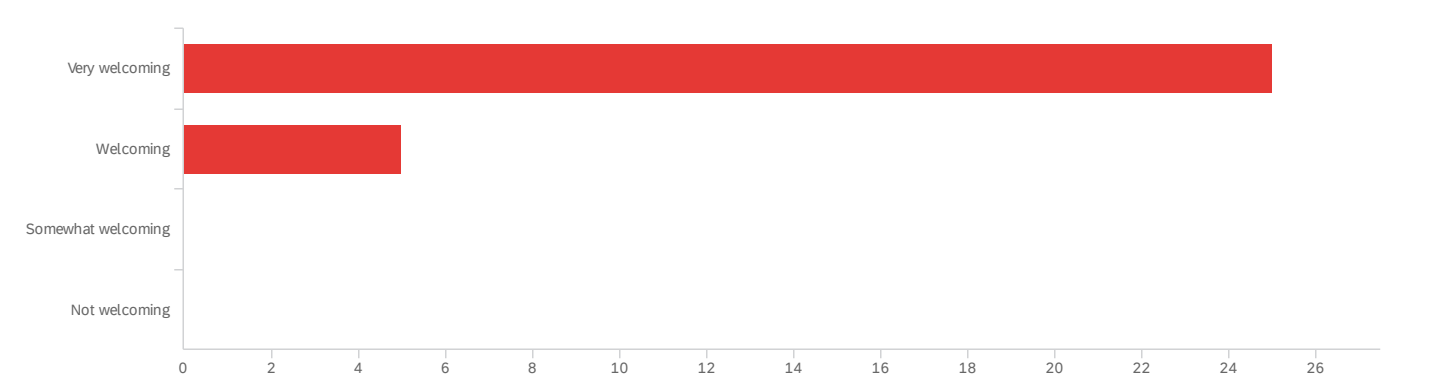
We had not heard of Melcher. It was a pure delight. We are looking forward to seeing the exhibition.

ould have liked to have spent more time on the paintings, (though I did enjoy the overall program)

Nothing better than an in person presentation

The biographical information and examples of his work were detailed and yet not overwhelming for a zoom presentation.

Q3 - Please complete the statement about feeling welcome at the program.I found the
program to be



#	Field	Minimum	Maximum	Mean	Std Deviation	Variance	Count
1	Please complete the statement about feeling welcome at the program.I found the program to be	1.00	2.00	1.17	0.37	0.14	30

#	Field	Choice Count
1	Very welcoming	83.33% 25
2	Welcoming	16.67% 5
3	Somewhat welcoming	0.00% 0
4	Not welcoming	0.00% 0

30

Showing rows 1 - 5 of 5

Q7 - Please feel free to explain or say more.

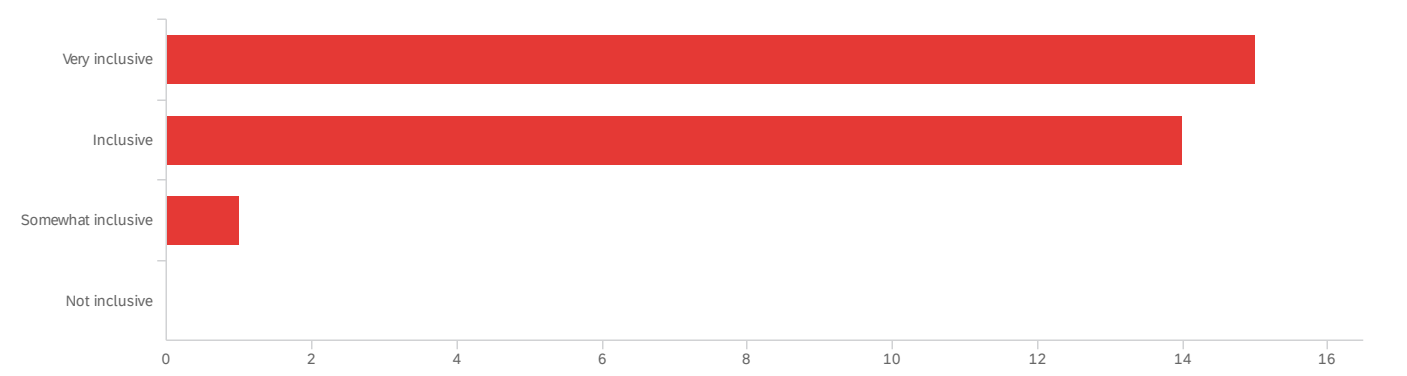
Please feel free to explain or say more.

A most enjoyable and educational time

a story telling inviting you to want to hear more

Happy to have registered. Look forward to future programs. Thank you!

Q4 - How inclusive to your needs, interests, and / or background did you find the program to be?



#	Field	Minimum	Maximum	Mean	Std Deviation	Variance	Count
1	How inclusive to your needs, interests, and / or background did you find the program to be?	1.00	3.00	1.53	0.56	0.32	30

#	Field	Choice Count
1	Very inclusive	50.00% 15
2	Inclusive	46.67% 14
3	Somewhat inclusive	3.33% 1
4	Not inclusive	0.00% 0

30

Q8 - Please feel free to explain or say more.

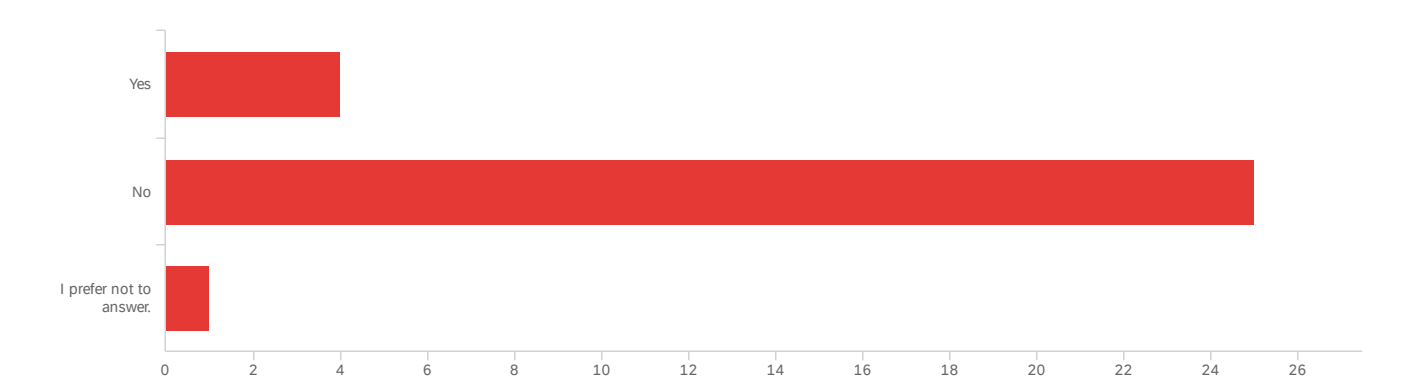
Please feel free to explain or say more.

from figures to portraits to people engaging in real life to landscaping, it hits all the spots

I will definitely explore Melchers website to learn more.

I love the fine arts and found the paintings of Melchers beautiful, unpretentious and down to earth.

Q19 - Do you identify as a person with accessibility needs?



#	Field	Minimum	Maximum	Mean	Std Deviation	Variance	Count
1	Do you identify as a person with accessibility needs?	1.00	4.00	1.93	0.51	0.26	30

#	Field	Choice Count
1	Yes	13.33% 4
2	No	83.33% 25
4	I prefer not to answer.	3.33% 1
		30

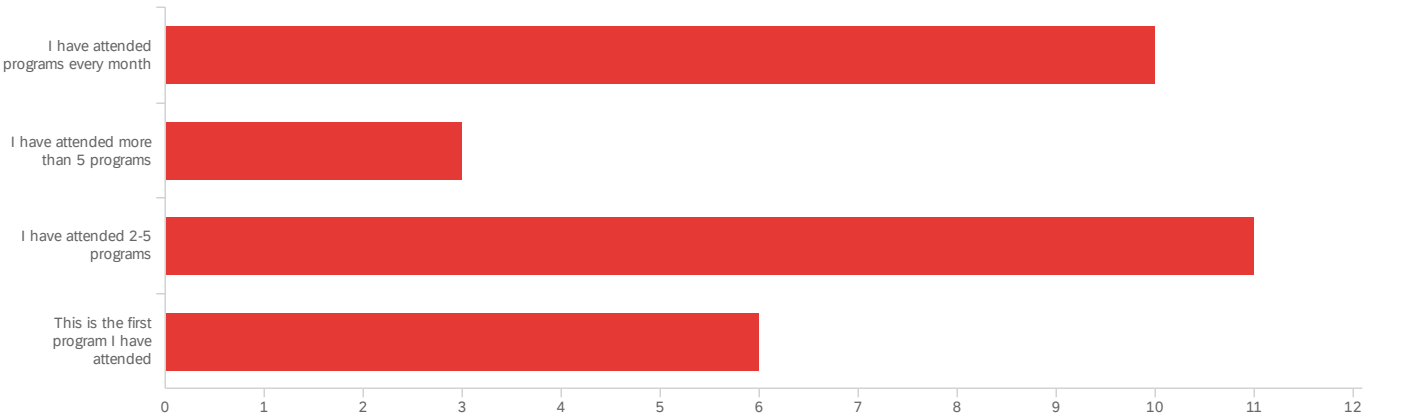
Showing rows 1 - 4 of 4

Q20 - Do you feel that your accessibility needs were met during this program?

Do you feel that your accessibility needs were met during this program?

yes

Q17 - How often have you attended Lowe Art Museum programs this year?



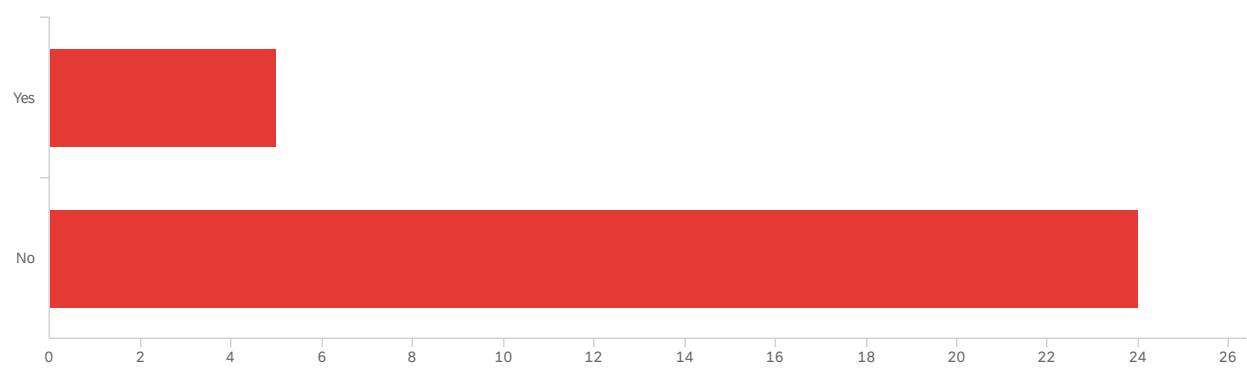
#	Field	Minimum	Maximum	Mean	Std Deviation	Variance	Count
1	How often have you attended Lowe Art Museum programs this year?	1.00	4.00	2.43	1.15	1.31	30

#	Field	Choice Count
1	I have attended programs every month	33.33% 10
2	I have attended more than 5 programs	10.00% 3
3	I have attended 2-5 programs	36.67% 11
4	This is the first program I have attended	20.00% 6

30

Showing rows 1 - 5 of 5

Q9 - Are you from Coral Gables?



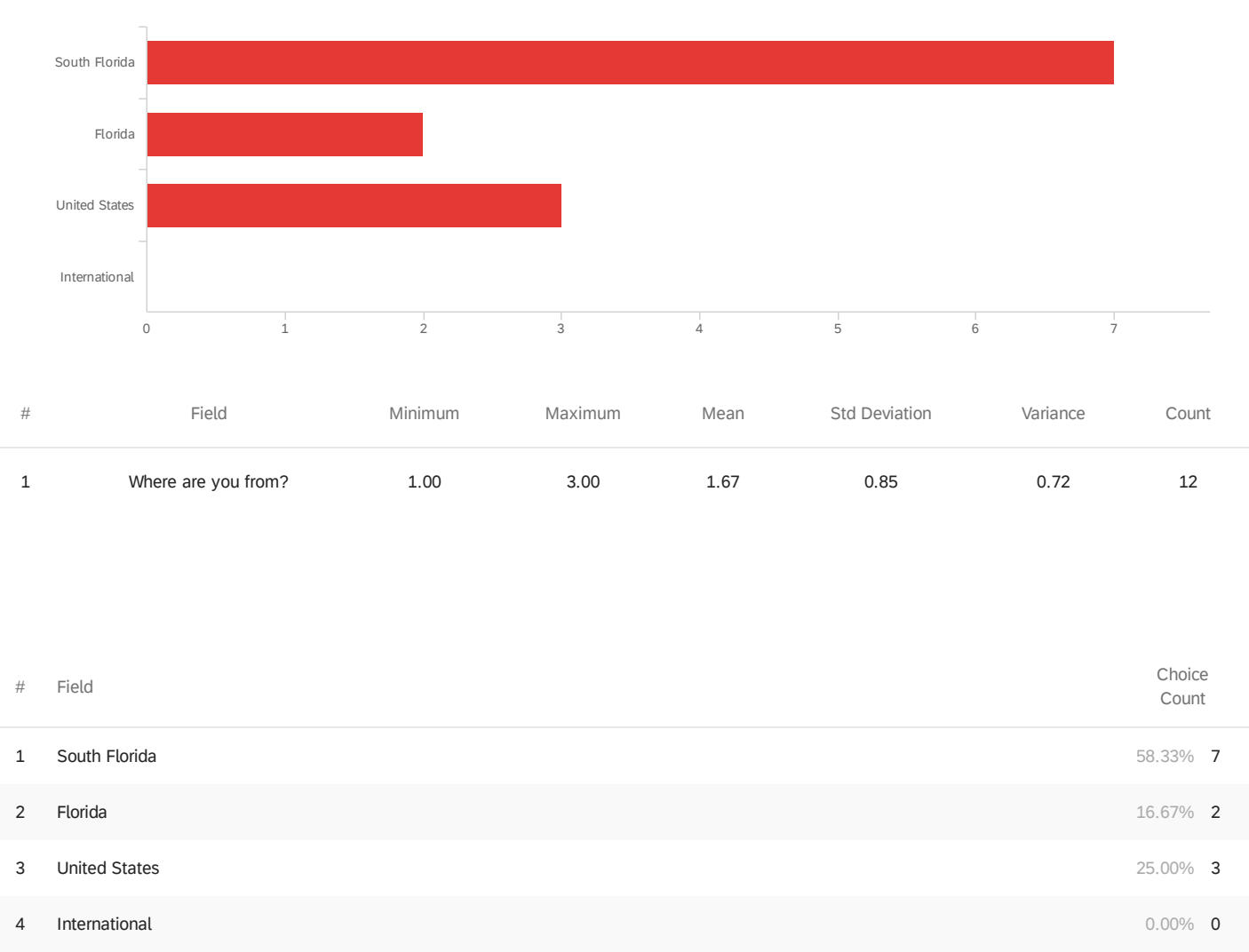
#	Field	Minimum	Maximum	Mean	Std Deviation	Variance	Count
1	Are you from Coral Gables?	1.00	2.00	1.83	0.38	0.14	29

#	Field	Choice	Count
1	Yes	17.24%	5
2	No	82.76%	24

29

Showing rows 1 - 3 of 3

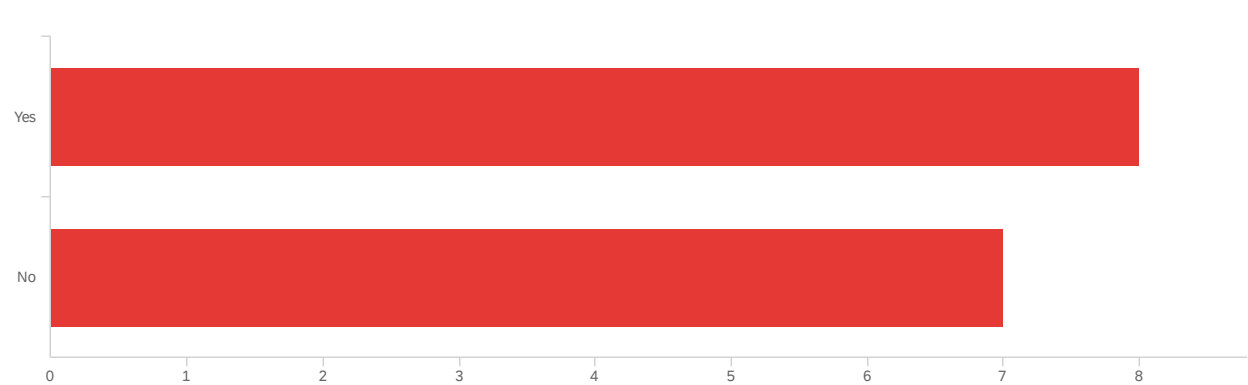
Q10 - Where are you from?



12

Showing rows 1 - 5 of 5

Q11 - Are you a member of the Lowe Art Museum?



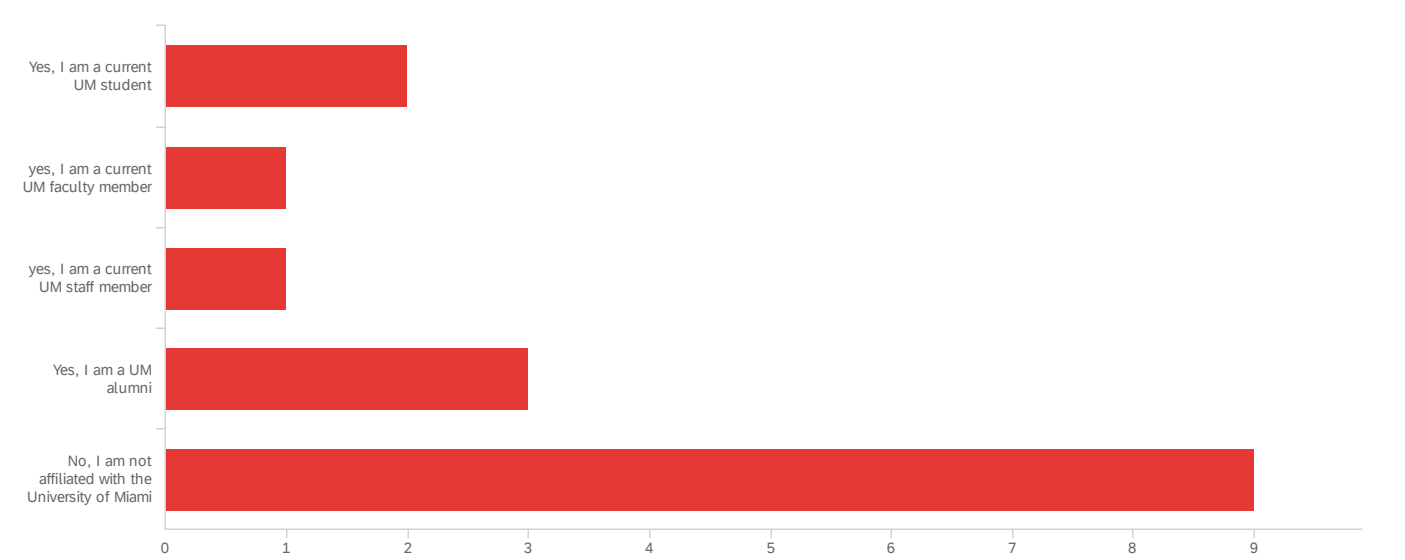
#	Field	Minimum	Maximum	Mean	Std Deviation	Variance	Count
1	Are you a member of the Lowe Art Museum?	1.00	2.00	1.47	0.50	0.25	15

#	Field	Choice Count
1	Yes	53.33% 8
2	No	46.67% 7

15

Showing rows 1 - 3 of 3

Q16 - Are you a member of the University of Miami Community?

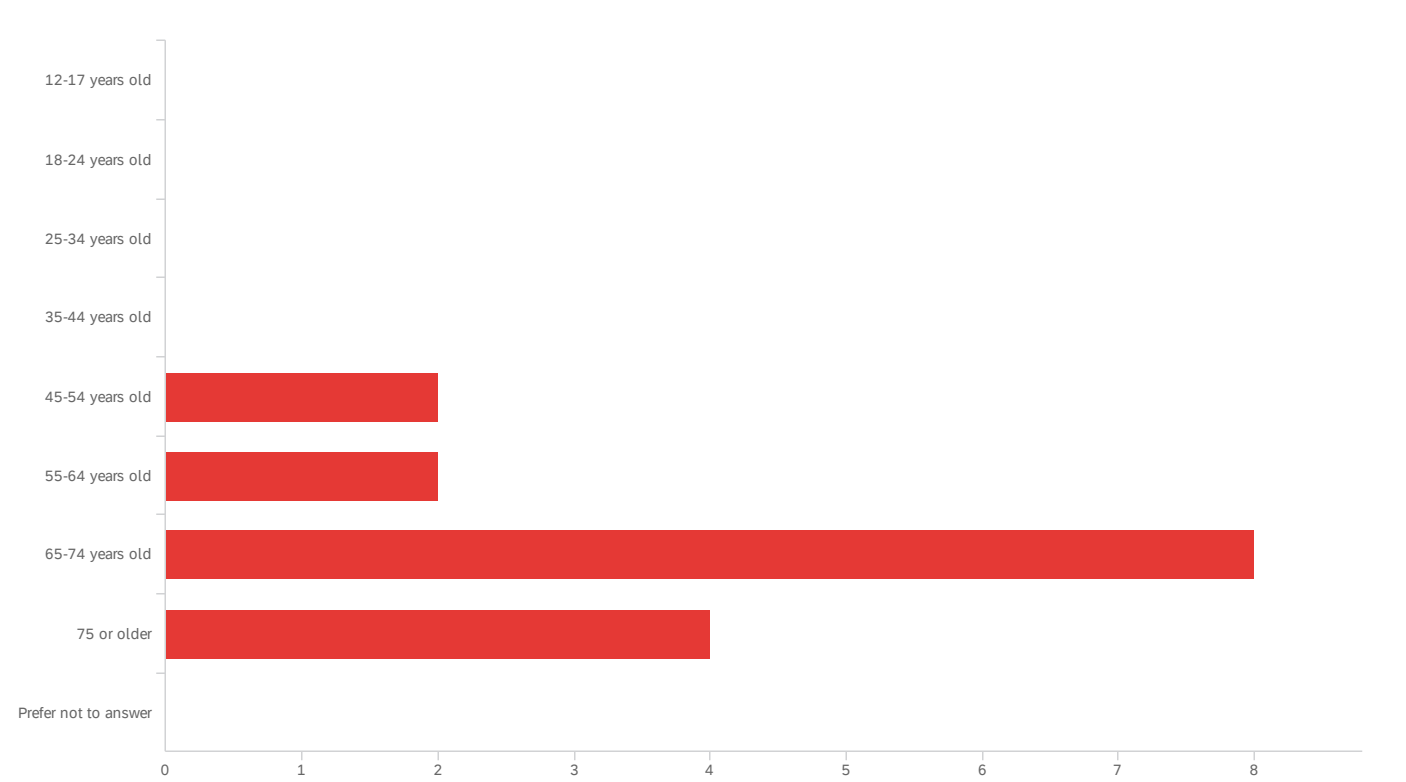


#	Field	Minimum	Maximum	Mean	Std Deviation	Variance	Count
1	Are you a member of the University of Miami Community?	1.00	5.00	4.00	1.41	2.00	16

#	Field	Choice Count
1	Yes, I am a current UM student	12.50% 2
2	yes, I am a current UM faculty member	6.25% 1
3	yes, I am a current UM staff member	6.25% 1
4	Yes, I am a UM alumni	18.75% 3
5	No, I am not affiliated with the University of Miami	56.25% 9
		16

Showing rows 1 - 6 of 6

Q12 - What is your age bracket?



#	Field	Minimum	Maximum	Mean	Std Deviation	Variance	Count
1	What is your age bracket?	5.00	8.00	6.88	0.93	0.86	16

#	Field	Choice Count
1	12-17 years old	0.00% 0
2	18-24 years old	0.00% 0
3	25-34 years old	0.00% 0
4	35-44 years old	0.00% 0
5	45-54 years old	12.50% 2
6	55-64 years old	12.50% 2
7	65-74 years old	50.00% 8
8	75 or older	25.00% 4
9	Prefer not to answer	0.00% 0

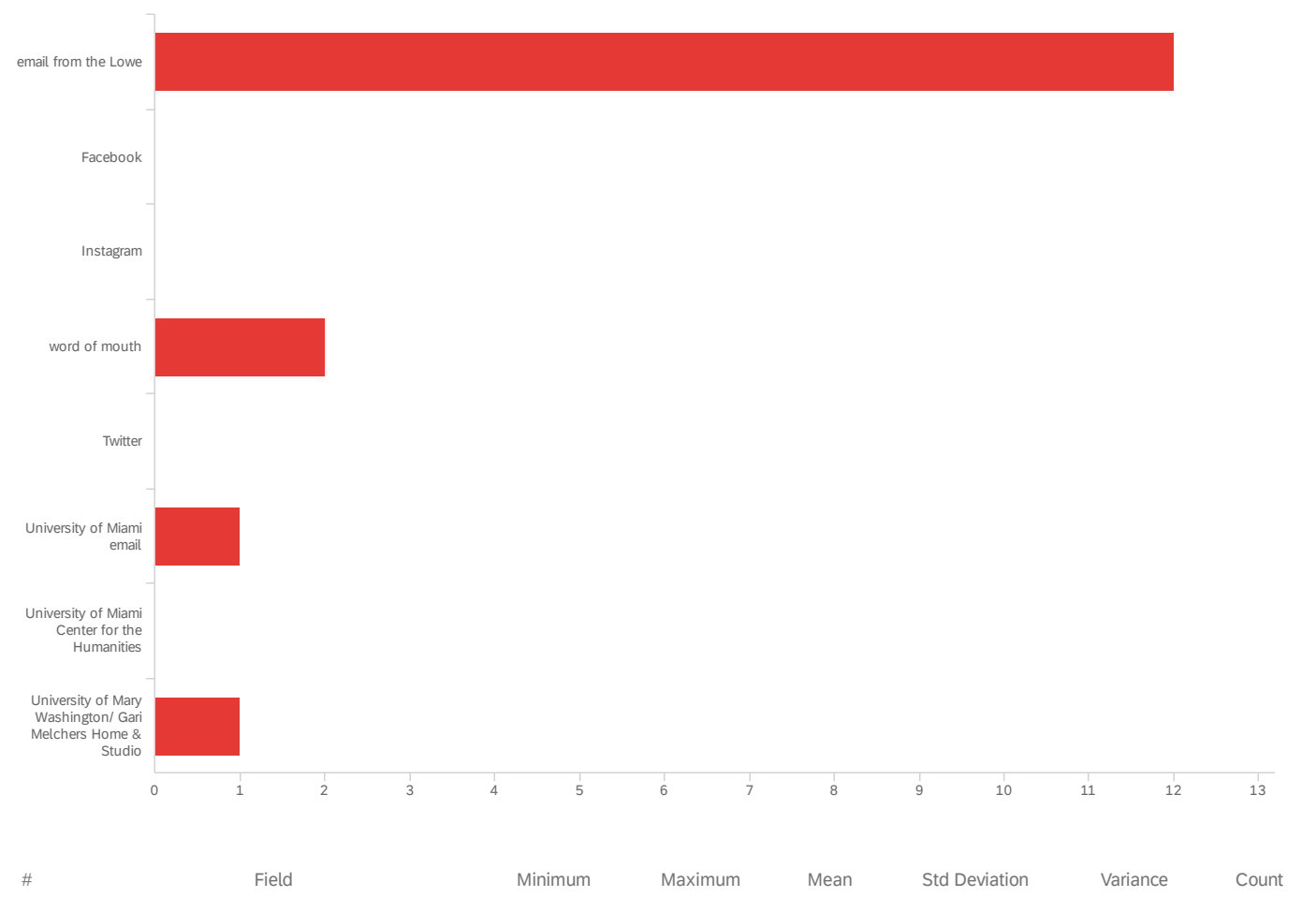
Field

Choice
Count

16

Showing rows 1 - 10 of 10

Q14 - How did you hear about the program?



#	Field	Choice Count
1	email from the Lowe	75.00% 12
2	Facebook	0.00% 0
3	Instagram	0.00% 0
4	word of mouth	12.50% 2
5	Twitter	0.00% 0
6	University of Miami email	6.25% 1
8	University of Miami Center for the Humanities	0.00% 0

#	Field	Choice Count
9	University of Mary Washington/ Gari Melchers Home & Studio	6.25% 1

16

Showing rows 1 - 9 of 9

Q13 - What other types of programming would you like the Lowe to provide?

What other types of programming would you like the Lowe to provide?

More virtual programs

End of Report