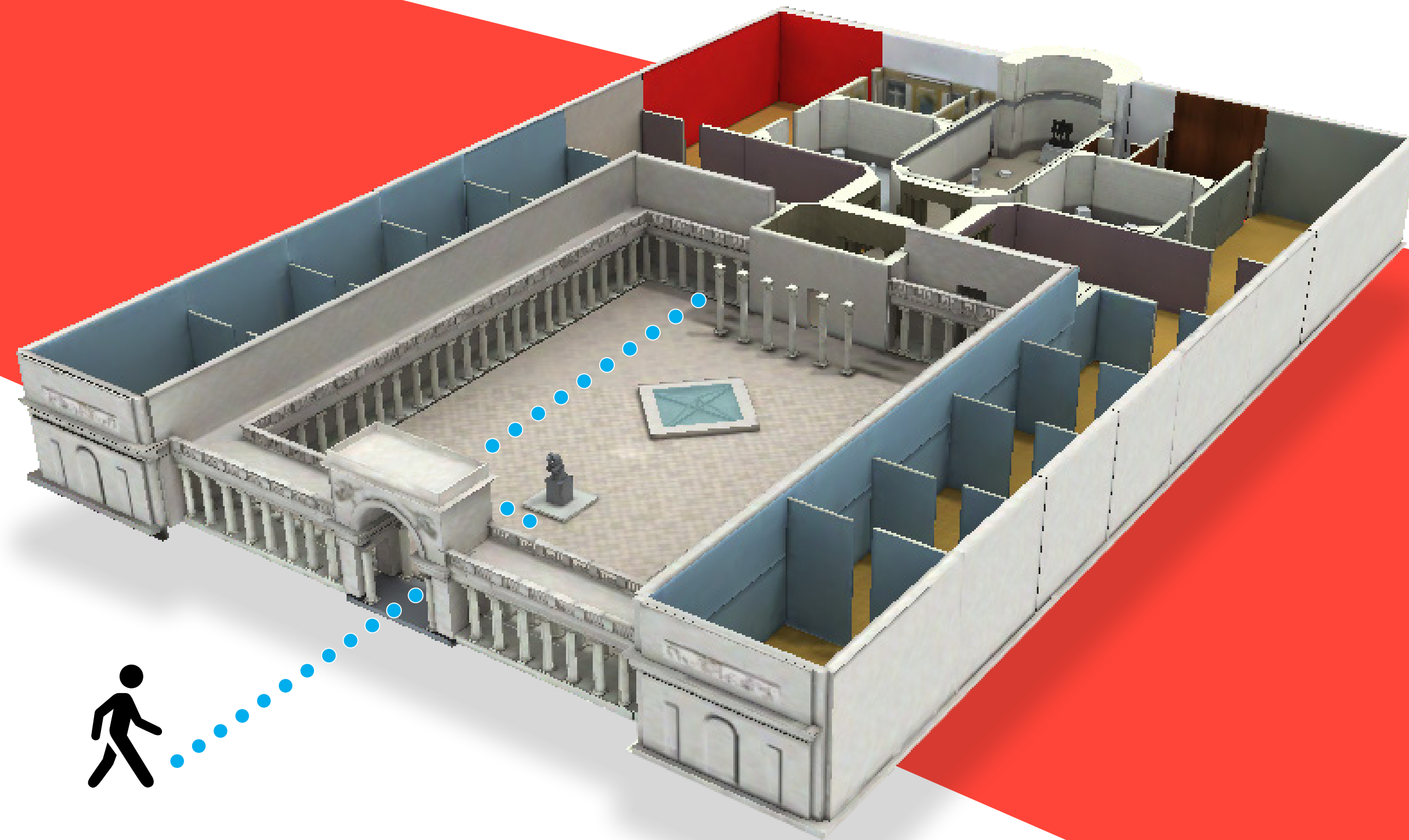


# The Digital Wayfinding Platform

---



## SOME OF OUR PARTNERS



**de Young | Legion of Honor**  
FINE ARTS MUSEUMS OF SAN FRANCISCO

GEORGE WASHINGTON'S  
**MOUNT ★ VERNON**



*“Our expertise, obsession with perfection, and sense of innovation are unparalleled when bringing your organization a visitor experience far beyond what anyone else can deliver.”*

# Want to know what Guidekick is all about in 2 minutes?



Watch the Video


*“An interactive 3D map, powered with indoor positioning technology, helps users navigate through the galleries...”*




American  
Alliance of  
Museums

## Mobile, kiosk software, and web: the all-encompassing, customized platform for your organization

### FOR YOUR VISITORS:



The **mobile app** on iOS and Android— the ideal companion during a visit




**Kiosk software**—the quickest way for visitors to decide what to see and where to go




The **web app**, integrated into your website—empower your visitors to explore your venue from anywhere

### FOR YOU:



Comprehensive **analytics**—giving you valuable insight into visitor information, behavior, and trends



**Content management system**—enabling you to change content across the ecosystem

**Our features help your visitors navigate, engage, and understand your venue, powered by Guidekick's powerful backend system**

### FOR YOUR VISITORS:

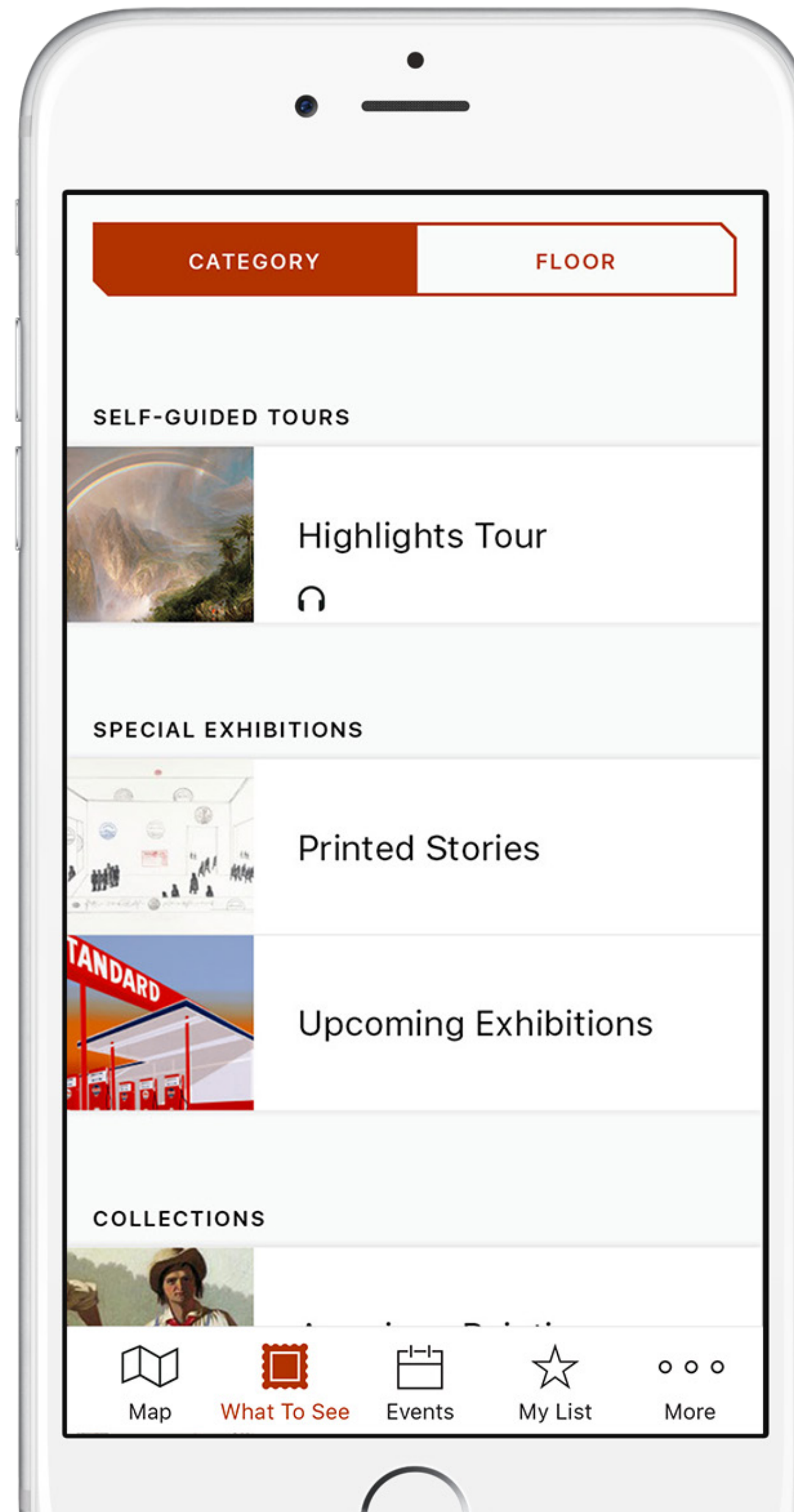
- **Interactive 3D Maps**
- Indoor and Outdoor Wayfinding
- Accessibility
- Multilingual Support
- Multimedia Content
- Thematic Tours

### FOR YOU:

- Content Management System
- Analytics Dashboard
- Visitor Heatmapping
- Feature Customization
- Tour Creation



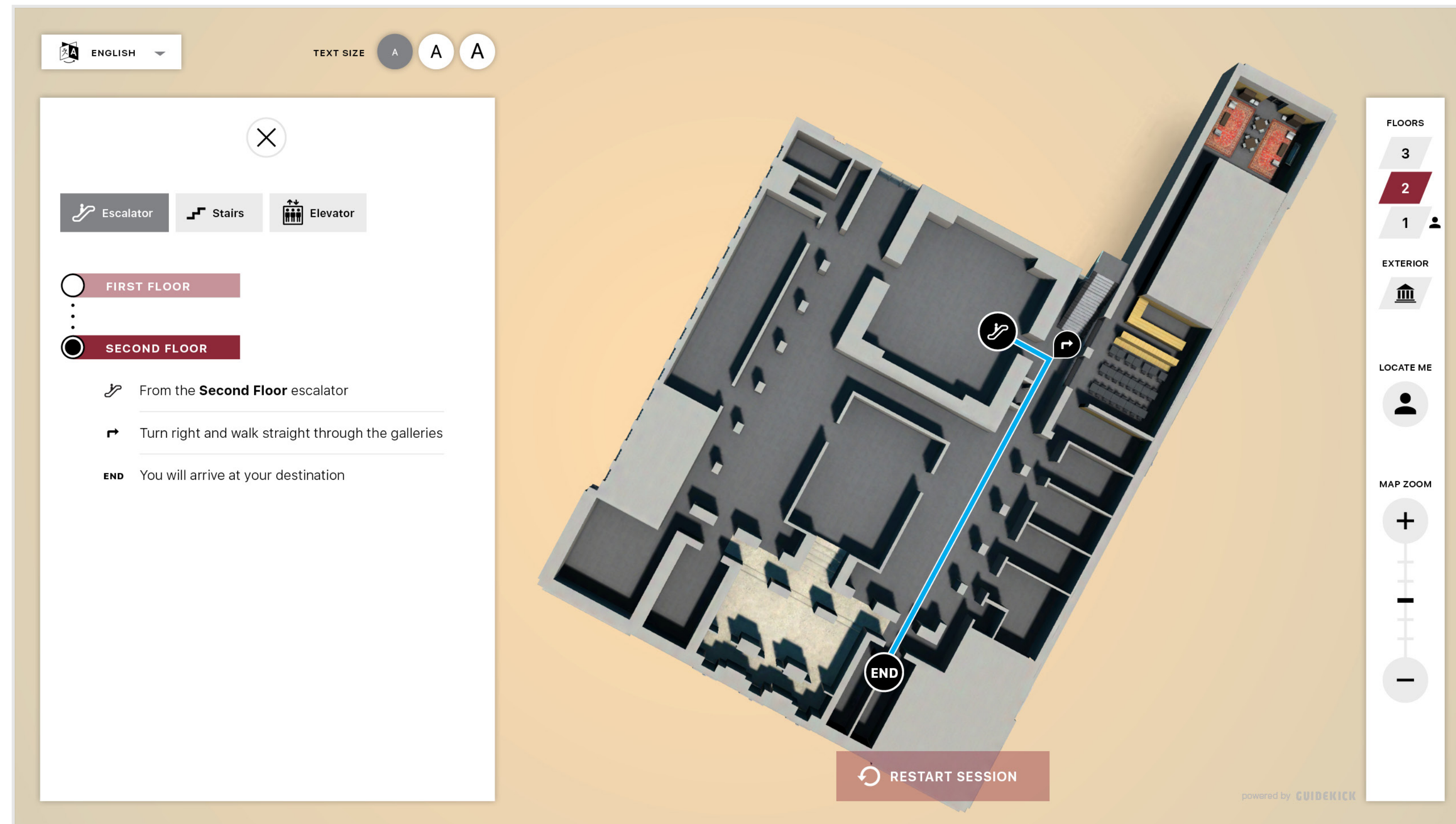
# MOBILE



Allow your visitors to effortlessly wayfind through your venue and experience the most important stories your venue has to tell. The mobile app is designed to help visitors focus on what's in front of them, without distraction.

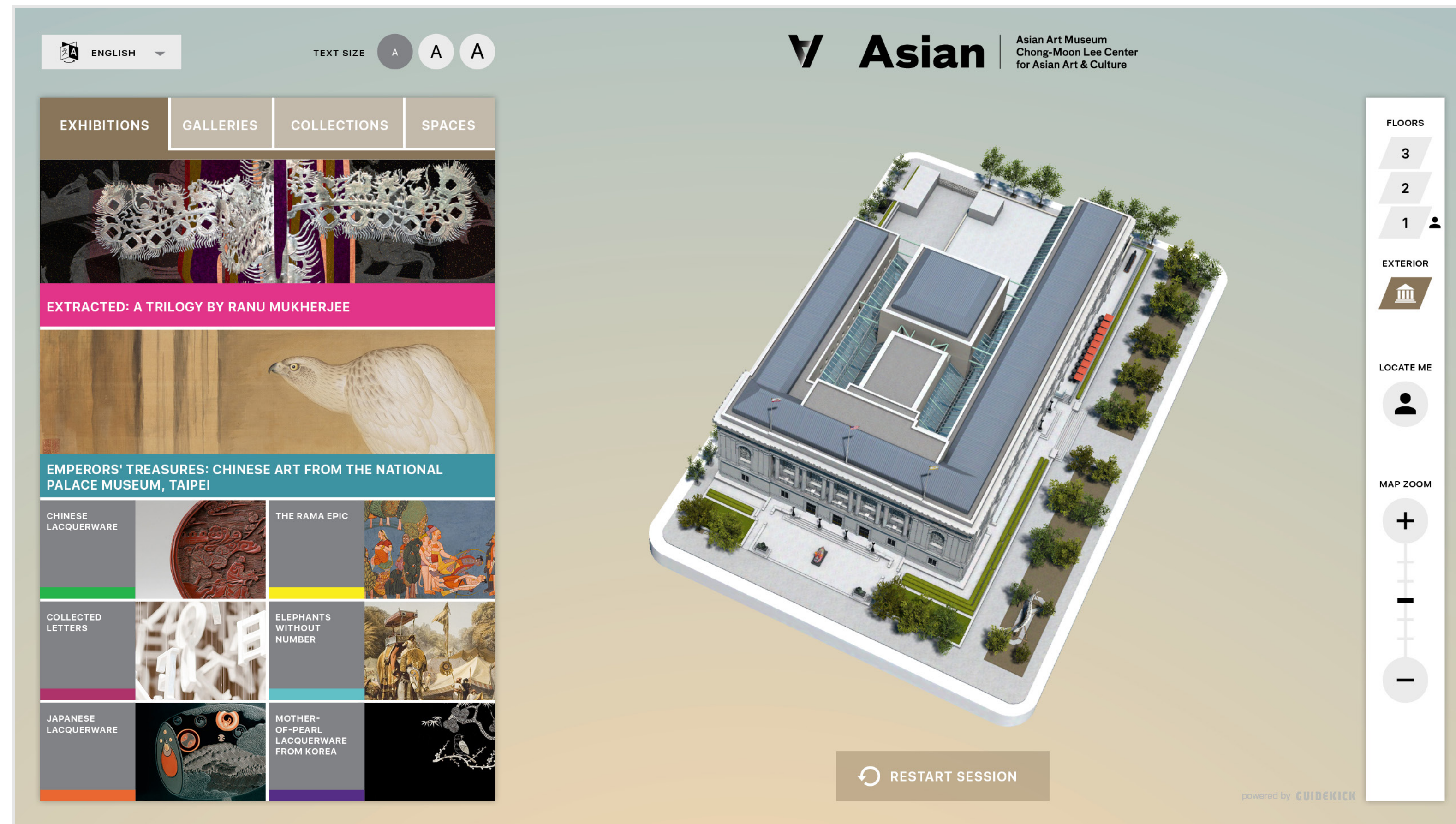


# KIOSK SOFTWARE



In just a few taps, visitors can figure out what they want to see and how to get there.





The 3D web map allows visitors to become familiar with your venue and offerings. Integrated into your website, this interactive map is the perfect way to explore remotely.



# ANALYTICS



Our comprehensive analytics give you valuable insight into visitor information, behavior, and trends so that you can optimize messaging and effectively create offerings to visitors.



# CONTENT TOOLS

Mobile App

Overview

Analytics

Content

My Account

de Young > Art In America to the 20th Century > Rainy Season In the Tropics

Rainy Season in the Tropics

Images

+

-

Floor 2

## Introduction Content

Save Text

B

i

Word Count: 164   Character Count: 1016

Od que pa quiaspelese nus sitibusanti tenit pa cust volorem sit dolut eum viti re occus il ipid qui quiam aut eos ut volessit aut ommolenis reperat isquiss itaspient ipsamus in cus. Oreptae nobit omnis quae dit es intiisc idendel ecatecatust quassequi vel ipid estrundae atest, quam qui nestia vendit re imaginam volor aliquis inveliqui consequi te pro vent.

Ibuscium, ommolupti te sitia doloriatin pore natem. Bis qui omnimin ciunto incntent ullessum voluptatia sa vel imus nis sus ut dolorpo repellaut fuqa. Sedita et dolorro eaqui si

0:21 / 1:40

Attach New Audio

Introduction\_ralny-season.mp3

Narrated By:

Click to enter name

Our CMS enables you to build rich content (audio, video, text, images) so that you can give your visitors the most engaging experience possible. You'll be able to design the visitor experience based on your organization's unique vision and create tours for specific collections and groups.



**Still have questions or would like more information? We're available**



*USA, West Coast*

**Alexa Beaman**

+1 (650) 466 6491

[alexa@guidekick.co](mailto:alexa@guidekick.co)



*USA, East Coast*

**Mark LoGiurato**

+1 (203) 505 4086

[mlogiurato@guidekick.co](mailto:mlogiurato@guidekick.co)